

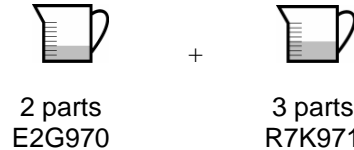


SUITABLE SUBSTRATES

- Steel
- Galvanized steel
- Aluminum
- Cured Body Filler



MIXING

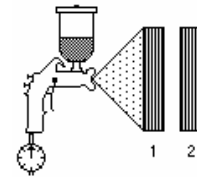


- Shake then stir E2G970 thoroughly before use.
- Mix in plastic containers only. Do not use metal containers.
- Pot Life = 8 hours




APPLICATION

- 7 – 9 psi air cap pressure for HVLP, 1.4 mm nozzle
 - 45 – 50 psi for conventional siphon feed guns
 - 40 – 45 psi for conventional gravity feed guns
 - Apply 2 coats with a “**Limited Flash**” application, allowing each coat to flash 2 – 3 minutes between coats.
 - Or, apply 2 single coats and allow each coat to flash 7 – 9 minutes between coats.
 - Recommended dry film thickness = 0.5 – 1.0 mils (dry)
 - Clean application equipment immediately with R7K105 or R7K106*
- *Check local regulations regarding the use of solvent cleaners.*



DRYING

- Recoat = 10 minutes – 24 hours
- Sanding of Corrosion Shield™ E2G970 is not recommended. However, after 24 hours, scuff sand with a gray scuff pad, and then proceed to apply a primer surfacer or sealer. Re-applying E2G970 after this 24 hour timeframe is not necessary.



NOTES

- Excessive film builds, and cooler temperatures will extend drying times.
- **E2G970 Must be primed or sealed before topcoating** with basecoat or single stage.
- If sealing E2G970 with P30 SpectrSeal™ - the use of S39 is **NOT RECOMMENDED**. Please use S40 to mix P30 SpectrSeal™.



PERSONAL PROTECTION

- For use by trained professionals only.
- Read label, directions, and MSDS before use.
- Use appropriate Personal Protective Equipment while mixing and spraying.

PRODUCT AT-A-GLANCE



PRODUCT DESCRIPTION:

E2G970 Corrosion Shield™ LCF Wash Primer is a premium quality, self-etching, lead and chromate free wash primer that provides the highest quality performance in direct to metal adhesion, and corrosion resistance. E2G970 promotes adhesion to steel, aluminum, and many zinc coated metals. It is ideally suited for bare metal parts, or sand-throughs to bare metal, when a premium performance etching primer is required. E2G970 is OE approved, is currently listed in the 2006 GM4901M manual, and is compliant for use in all markets nationwide!

SURFACE PREPARATION:

Substrates: Steel, Galvanized Steel, Aluminum, OEM Enamels, Cured Body Filler.

1. Clean the surface with SC155 Water Based Surface Cleaner*, followed by UltraClean™ Surface Cleaner R7K158* and wipe dry with clean, dry cloths.

**Check local regulations regarding the use of solvent cleaners.*

Pre-painted Substrates:

1. Wash surfaces thoroughly with mild detergent and water. Rinse well and wipe dry with a clean cloth.
2. Solvent clean with SC155 Low VOC Surface Cleaner, followed by R7K158 Ultra® - Clean Fast Surface Cleaner*, and wipe dry with a clean, dry cloth.
3. Sand repair area and featheredge using 180, 220, and finish with 320 grit treated sandpaper on a random orbital sander.

Note: Minimize application onto painted substrates. Apply to bare metal areas and bare metal sand throughs by blending out coats of E2G970 beyond featheredge.

**Check local regulations regarding the use of solvent cleaners.*

REGULATORY DATA*

	As Packaged		As Applied	
	G/L	Lbs/Gal	G/L	Lbs/Gal
VOC Total	701	5.85	761	6.35
VOC Less Exempt	701	5.85	765	6.39
	Lbs/Gal Solids	Lbs/Lbs Solids	Lbs/Gal Solids	Lbs/Lbs Solids
HAPs	1.1	0.07	0.15	0.01
	Wt.%	Vol.%	Wt.%	Vol.%
Volatiles	68.8	81.7	85.1	92.3
Water	0	0	0.6	0.5
Exempt Compounds	0	0	0	0
	G/L	Lbs/Gal	G/L	Lbs/Gal
Density	1020	8.52	901	7.53