




## PRODUCTION SHOP "P3" INTERMIX TECHNICAL DATA SHEET



### DESCRIPTION

DIMENSION™ Low VOC H.S. Urethane Enamel is a low cost alternative high solids urethane enamel line with thousands of similar color matches to the original vehicle's color. DIMENSION™ Low VOC H.S. Urethane Enamel is primarily an overall refinish line.

### PHYSICAL DATA

Pot Life at 70°F: 2 hours **DA667** Fisheye Eliminator 1-3 capfuls/RTS qt.  
VOC Ready to Spray: <3.5 lbs/gal






### SUBSTRATES

Properly prepared and cleaned OE painted surfaces and Western® sealers and surfacers.






### MIXING

	+		+	
<b>5</b>		<b>1</b>		<b>1</b>
DIMENSION™		DIMENSION™		DH655
Color		Reducer		Hardener

### Reducer Temperature Ranges

DLV643	60° - 75°F
DLV645	70° - 95°F
DLV648	90° - 100°F+

Optional lower solids mixing ratio:

	+		+	
<b>5</b>		<b>2.5</b>		<b>1</b>
DIMENSION™		DIMENSION™		DH655
Color		Reducer		Hardener

### APPLICATION



- Apply 2-3 coats to hiding.
- Apply a mist coat to even out metallics.
- 10-15 minutes flash between coats.
 

HVLP	8 - 10 psi
Siphon Feed	50 - 60 psi

### DRYING



#### **Air Dry Times at 70°F**

Dust Free	80 minutes
Tape Free	12 hours
To Deliver	Overnight or 4 hours after force dry

#### **Force Dry at 120°F - 140°F** 30 minutes

No recommendation to apply clearcoat at this time.



### BUFFING

If necessary, after 24 hours air dry, sand with 1500 or finer grit paper and buff with the appropriate compound. Buffing is easiest when done within the first 48 hours following application. Take care in sanding and polishing single-stage metallics. Aggressive sanding can distort metal appearance. Sanding should be limited to de-nibbing imperfections with 2000 to 2500 grit sandpaper.